

FLEXIBLE MEGAPACK FOLDING SYSTEMS



RETURNABLE PACKAGING SOLUTIONS




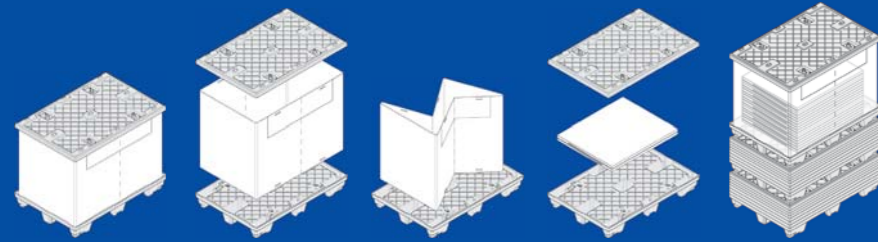
Mega-Box
ALPHA

80 % less volume




Freight-optimised


An assembled container, in which the collapsed sleeves lie, is placed onto the nested pallets and lids for return transport.



Stacking



Examples of application



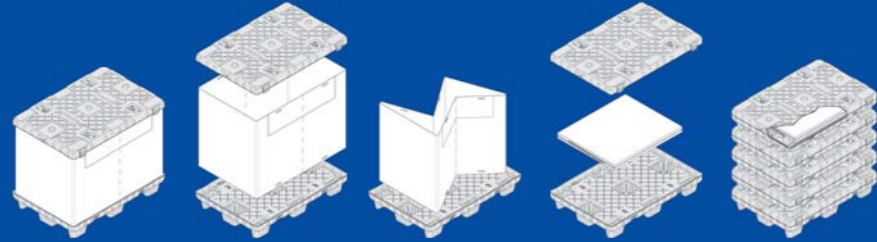
Mega-Box
BETA

70 % less volume

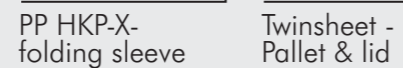


Handling-optimised


Pallet, folding sleeve and lid always stay together as a closed unit during the return transport.



Stacking



Examples of application



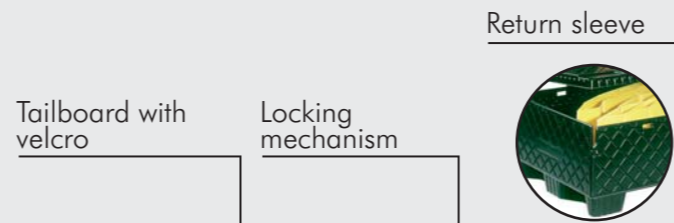
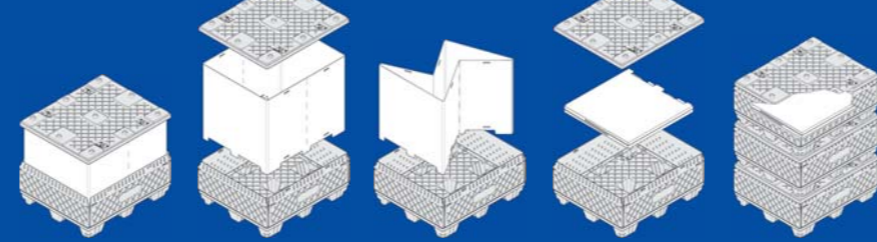
Mega-Box
GAMMA

50 % less volume

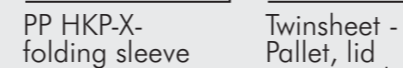


Assembly area optimised


The pallet has an additional sleeve attached. Therefore it becomes possible to transport the pallet, sleeve, compartments, interlayers and lid as a complete packaging unit.



Stacking



Examples of application



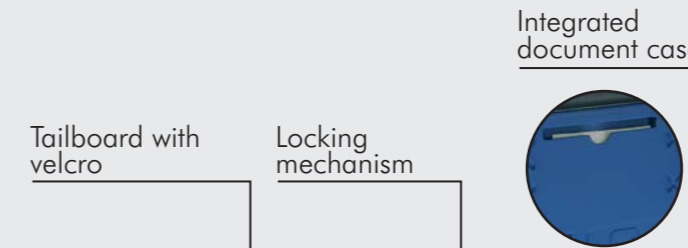

JUMBO-Box

70 % less volume



Load bearing capacity optimised



The Twinsheet folding sleeve guarantees high rigidity values and high load-bearing capacity with low weights. The inside dimensions are compatible to those of other universal carriers for large cargos.



Stacking



Examples of application



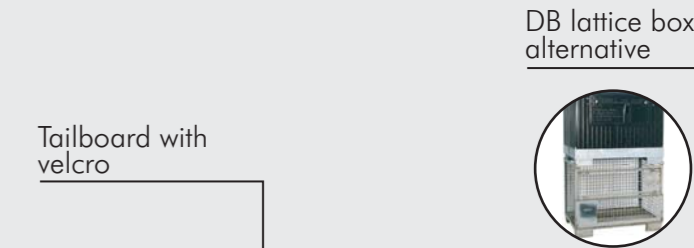
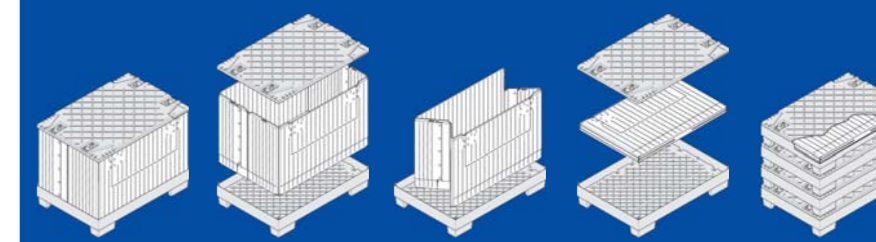
F-GIBOX

70 % less volume



DB lattice box alternative

The clean and robust alternative to DB lattice boxes. Steel pallets with welded steel feet and bottom layers made of HDPE Twinsheet ensure high load-bearing capacity.





Stacking





Examples of application




Mega-Box ALPHA	External dimensions L x W [mm]	System heights H [mm]			Inside dimensions L x W [mm]	Inside heights H [mm]		Maximum Applied load [Kg]	
	800 x 600	750			755 x 550	567		500	
	1000 x 600	505	775		945 x 545	316	586	500	
	1200 x 800	765	990		1130 x 730	541	766	500	
	1200 x 1000	765	990		1130 x 920	535	755	500	
	1300 x 1000	765	990		1240 x 940	563	788	500	
	1500 x 1200	765	990	1440	1430 x 1130	535	760	1210	500
	1600 x 1200	765	990	1440	1540 x 1140	540	765	1215	500
	1800 x 1200	760	1000	1460	1755 x 1145	533	773	1233	500
	1140 x 1140	765	990	1125	1065 x 1065	540	765	900	500

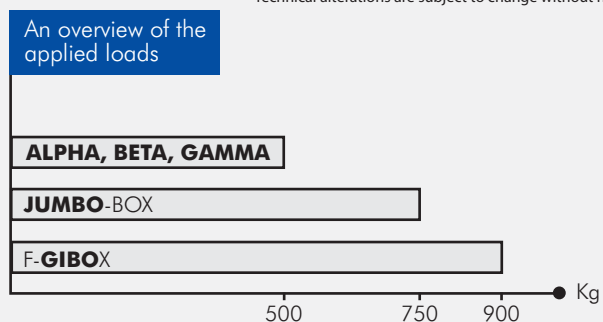
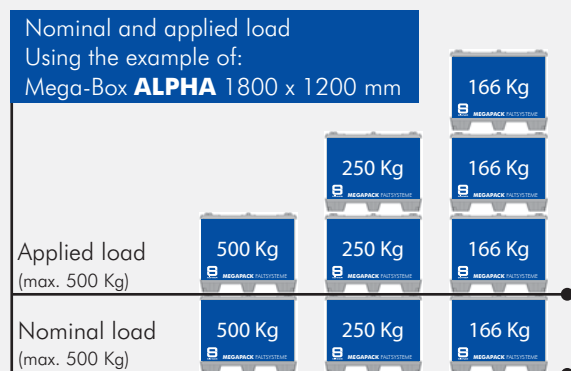
Mega-Box BETA	External dimensions L x W [mm]	System heights H [mm]		Inside dimensions L x W [mm]	Inside heights H [mm]		Maximum Applied load [Kg]
	1225 x 825	775	925	1150 x 750	579	729	500
	1225 x 1025	765	990	1150 x 950	569	794	500

Mega-Box GAMMA	External dimensions L x W [mm]	System heights H [mm]		Inside dimensions L x W [mm]	Inside heights H [mm]		Maximum Applied load [Kg]	
	1200 x 800	750	990	1155 x 755	536	776	500	
	1200 x 1000	765	1020	1130 x 920	535	785	500	
	1140 x 1140	765	990	1125	1065 x 1065	540	765	900

JUMBO-Box	External dimensions L x W [mm]	System heights H [mm]			Inside dimensions L x W [mm]	Inside heights H [mm]		Maximum Applied load [Kg]	
	1200 x 800	985			1130 x 730	770		750	
	1200 x 1000	905	995	1200	1120 x 920	675	770	976	750
	1600 x 1200	1000			1545 x 1145	780		750	
	1140 x 1140	1125			1065 x 1065	901		750	

F-GIBOX	External dimensions L x W [mm]	System heights H [mm]	Inside dimensions L x W [mm]	Inside heights H [mm]	Maximum Applied load [Kg]
	1235 x 835	980	1195 x 795	805	900

Technical alterations are subject to change without notice (01/2009)



NEW

MEGAPACK

XXL



MEGAPACK XXL

Our solution for products, which are too big for standard boxes. Of course the MEGAPACK XXL's – just like our MEGAPACK Standard programme – are foldable. Therefore costs are lowered through volume reduction with storage and the return of empties. The containers are UV and weather resistant and can be handled by forklift.



MEGAPACK XXL

MEGAPACK XXL	External dimensions L x W [mm]	System heights H [mm]	Inside dimensions L x W [mm]	Inside heights H [mm]	Maximum Applied load [Kg]
	1400 x 1200	960*	1340 x 1140	760	Total weight depending on sleeve version
	2020 x 800	890*	1955 x 735	690	Total weight depending on sleeve version
	2250 x 800	600*	2180 x 730	412	Total weight depending on sleeve version
	2250 x 1200	960*	2190 x 1140	760	Total weight depending on sleeve version
	2750 x 600	1000*	2690 x 555	750	Total weight depending on sleeve version

NEW

* Additional heights available on request

SÖHNER Kunststofftechnik



- The company SÖHNER Kunststofftechnik GmbH was founded in 1968 and specialises in packaging development and plastic deep-drawing technology
- The headquarter is based in Schwaigern near Heilbronn, Germany
- Currently about 100 employees working in the production and management
- SÖHNER Kunststofftechnik has agencies abroad and subsidiaries in, amongst others, the USA, China, France, Spain, Italy, England and Poland



SÖHNER Kunststofftechnik GmbH
 Industriestraße 29
 74193 Schwaigern, Germany
 Tel.: +49 7138 812-200
 Fax: +49 7138 812-520
 info@soehner.de